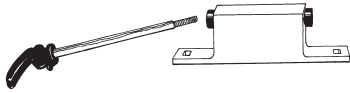
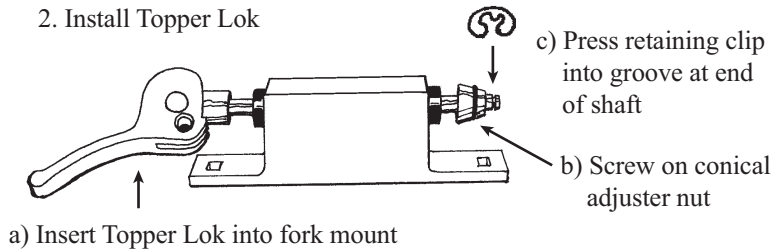


INSTALLATION

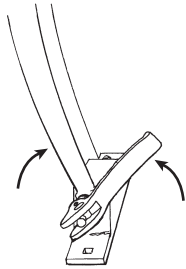
1. Remove old skewer



2. Install Topper Lok



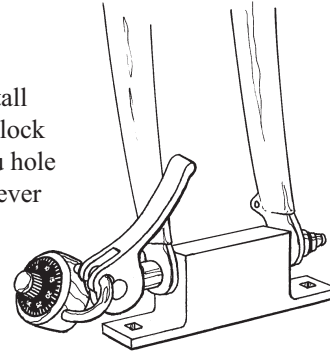
OPERATION



1. Seat bike fork in fork mount
2. ***Position the Topper Lok's lever immediately clockwise (to the right) of the fork blade***
3. Close the lever until the locking pin is completely past the padlock hole and lever travel stops

Use the conical adjuster nut to adjust the lever tension to be at least as much as with a standard quick release skewer.

4. Install padlock thru hole in lever



If there is any question as to the proper use of the skewer, consult your Atoc dealer.

Atoc Inc. • 3615 132nd St SW • Lynnwood, WA 98087 • (425) 745-2131 • www.Atoc.com
Patent # RE38,094 Copyright © 1998-2009 Atoc Inc. All rights reserved.