



**Atoc Inc.**  
3615 132nd St SW, Ste C  
Lynnwood, WA 98087

(425) 745-2131  
www.Atoc.com

# MK-2025-TPR

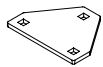
Topper Mounting kit  
for top slot load bars



Fits 20 & 25 mm slots

## INSTRUCTIONS

### What You Get



(1) triangular bracket



(4) 20 x 25 mm nut plate



(1) 18 x 20 mm nut plate



(5) button head bolt \* †



(5) lock washer



(4) flat washer

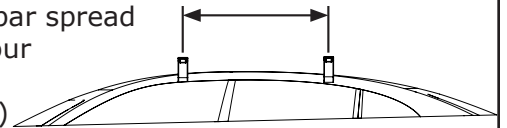
The above fasteners are specially designed to work together for this application. DO NOT use generic replacements. See Atoc for replacement parts.

\* Our bolts come with a special thread lock coating that is good for several uses. If the coating wears out use a suitable thread locker or see Atoc for replacement bolts.

† Tamper resistant bolts are available from Atoc.

### What You Need

Minimum load bar spread indicated for your Topper model (more is better)

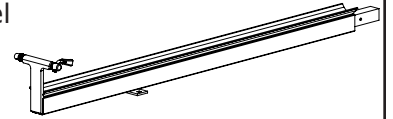


Slotted load bars designed for 20 or 25 mm inserts

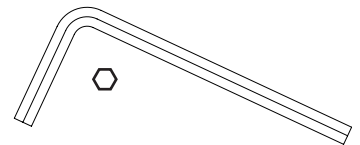


Any Topper Rack model

(Extra long Toppers with side braces require additional parts)



5 mm hex wrench



**Limited Warranty** ATOC, Inc. (ATOC) warrants for three years from purchase date and only to the original retail buyer (Buyer) that ATOC's products are free from defects in materials and workmanship. If Buyer discovers a covered defect, Buyer shall deliver the product to an authorized ATOC dealer with proof of purchase. ATOC will then issue an authorization to the dealer for the return of the product. If there is not a local ATOC dealer or the Buyer purchased the product directly from ATOC, then the Buyer may request to return the defective product directly to ATOC by first contacting ATOC at the address or telephone number set forth below (together with proof of purchase) for authorization. Unauthorized returns will not be accepted. Buyer is responsible for the cost of shipping the product to ATOC.

Upon ATOC's examination and satisfaction of the defect, it will, at its option, repair or replace a defective product free of charge. This is the full extent of ATOC's liability under this Warranty and, upon expiration of the above time periods, all such warranties shall terminate.

Product Warranty Exclusions: No warranty is given for normal wear and tear, unauthorized modifications or alterations, improper installation or maintenance, misuse, negligence, damage, or if its products are used for a purpose for which they were not intended. Specifically, no warranty is given for defects caused by (i) accidents, unlawful vehicle operation, or defects/inconsistencies in the vehicle upon which the product is installed; and (ii) the user's failure to properly secure cargo as recommended by ATOC. This Warranty gives Buyer specific legal rights, and Buyer may also have other rights that may vary from state to state. EXCEPT AS EXPRESSLY STATED IN THIS WARRANTY, ATOC SHALL NOT BE LIABLE FOR DIRECT, INDIRECT, INCIDENTAL, OR OTHER TYPES OF DAMAGES ARISING OUT OF, OR RESULTING FROM THE USE OF ITS PRODUCT. THIS WARRANTY IS IN LIEU OF ALL OTHER WARRANTIES, EXPRESS OR IMPLIED, INCLUDING, BUT NOT LIMITED TO, IMPLIED WARRANTIES OF MERCHANTABILITY OR FITNESS FOR A PARTICULAR PURPOSE (Some states do not allow the exclusion or limitation of incidental or consequential damages or allow limitations on the duration of an implied warranty, so the above exclusions may not apply to Buyer).

# Installation

**MOST TOPPERS:**  
 $\frac{3}{16}$ " (4.8mm) THICK  
 FRONT BRACKETS  
 Use flat washers

**OLDER TOPPERS:**  
 $\frac{1}{4}$ " (6.4mm) THICK  
 FRONT BRACKETS  
 Omit flat washers

Always use  
 flat washers with  
 provided MK-2025  
 rear bracket

FRONT

REAR

18 x 20 mm  
 nut plate

2 places

Bolt

Lock washer

Flat washer

You may need to tighten  
 bracket to Topper 1st due  
 to limited clearance on rear  
 edge of some load bars

Lock washer

Bolt

No flat washer  
 this location

2 places

20 x 25 mm  
 nut plate

Trim rubber strips  
 in load bars as needed

**Tighten bolts to 160 in-lbs (18 N-m)**

**PILOT UP,  
 FILL WIDTH OF SLOT**

